









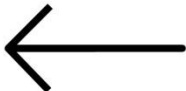
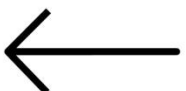












END STITCH

This is the way I end a braid. It is not the only way to do it, but it works for me.

Left handed	Description	Right handed
	1. Hold the working end of the yarn as you have been while braiding.	
	2. Bring the bottom yarn up and over the dominant horn of the lucet, just as you have been while braiding.	
	3. Do not rotate yet.	
 	4. Pull the working yarn completely through the loop.	 

Left handed	Description	Right handed
	5. Now you can rotate	
	6. Pull on the working yarn to completely close the discarded loop.	
 	7. Reach through the loop on the dominant horn and pull the working yarn completely through.	 
	8. As you remove the loop from the lucet, tighten it completely.	

You have ended your braid.